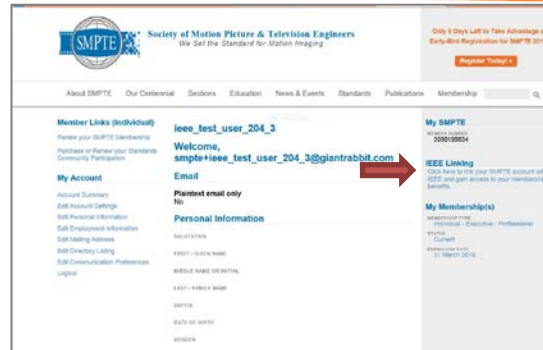


# Experience the IEEE *Xplore*<sup>®</sup> Digital Library Linking your SMPTE Personal Account to IEEE

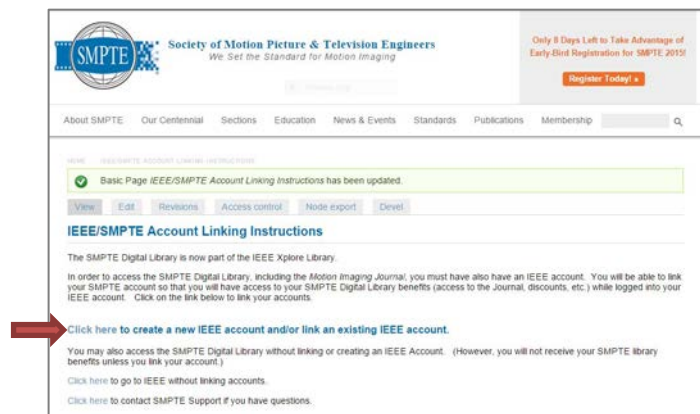
## Begin at the SMPTE MyAccount Page

- After signing in with your SMPTE member log-in, you will be instructed to link your SMPTE account with IEEE.
- Click the prompt at the right side of the page to be taken to the Linking Instructions page.



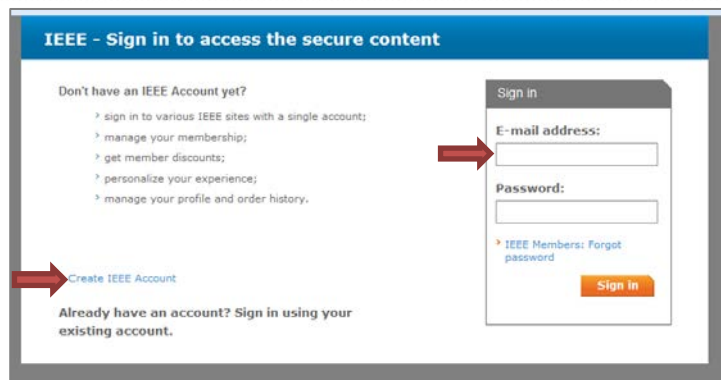
## IEEE/SMPTE Account Linking Instructions

- In order to access your SMPTE subscription(s) on IEEE *Xplore*, you must have a free IEEE personal account and link it with your SMPTE personal account.
- To link your SMPTE account with an existing IEEE account, or to create a new free IEEE account that can be linked to your SMPTE account, follow the link on the Linking Instructions page.



## Sign in or Create an IEEE Account

- Sign in to IEEE or create an IEEE personal account, following the instructions on the Create an IEEE Account page.
- Once your account has been created and you enter a valid IEEE account and click sign in, you will be redirected to a confirmation page that will confirm your account linking.



## Account Linking Confirmation

- You now have access to your SMPTE Digital Library subscription through IEEE *Xplore*. Please sign in on with your IEEE account to the IEEE *Xplore* homepage through the "Personal Sign In" link on the top right of the homepage.
- Please note it may take up to an hour for the linking to be complete.

